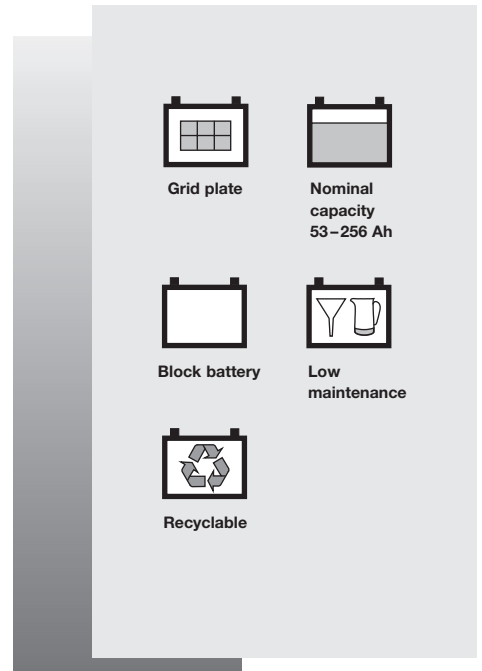




Industrial Batteries – Classic Solar
Powerful energy storage for photovoltaic systems.

Classic EnerSol are robust flooded batteries for energy storage that is proven for use in leisure and consumer applications (SHS). Developed primarily for photovoltaic systems, the EnerSol range stands for:

- Longer design life in cyclic applications in comparison to a standard automotive battery
- Improved DC voltage, due to short intercell connections
- Exceptional anticorrosion property due to thick grid plates
- Internal pocket separators consisting of micro porous glass mat to ensure cell characteristics are retained over full life of the cell
- Terminal adapters can be provided



Technical characteristics and data

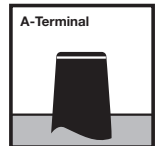
Type	Part number	Nominal voltage	Capacity		Discharge current	Length (l)	Width (b/w)	Height (h)	Weight including acid	Weight acid*	Terminal	Terminal position
			C_{100} 1.85 V/C 25°C Ah	C_{120} 1.85 V/C 25°C Ah								
EnerSol 50	NVCE120050WC0TA	12	52	53	0.44	207	175	190	13.6	3.5	A-Terminal	1
EnerSol 65	NVCE120065WC0TA	12	65	66	0.55	246	175	190	17.1	4.6	A-Terminal	1
EnerSol 80	NVCE120080WC0TA	12	78	80	0.66	278	175	190	20.4	5.6	A-Terminal	1
EnerSol 100	NVCE120100WC0TA	12	97	99	0.82	353	175	190	25.2	6.8	A-Terminal	1
EnerSol 130	NVCE120130WC0TA	12	130	132	1.10	348	175	190	35.2	10.0	A-Terminal	2
EnerSol 175	NVCE120175WC0TA	12	175	179	1.49	513	223	223	46.5	12.2	A-Terminal	2
EnerSol 250	NVCE120250WC0TA	12	250	256	2.13	518	276	242	63.0	18.6	A-Terminal	2

*Acid density $d_N = 1.28 \text{ kg/l}$

Data are also valid for dry charged version.
Change „W“ (Wet) to „D“ (Dry)
in the part number
E.g.:
filled and charged NVCE120050 **W** C0TA
dry charged NVCE120050 **D** C0TA

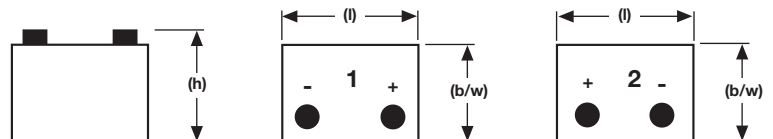
Terminal and torque

Don't use torque for adapter



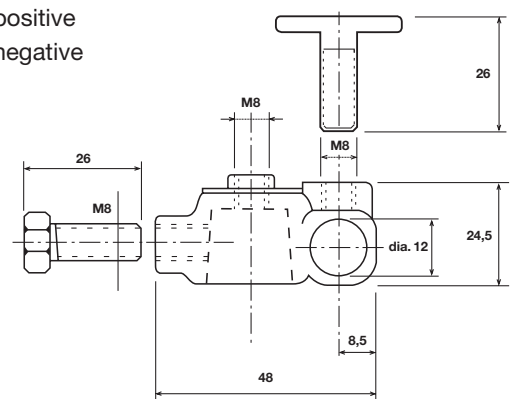
8 Nm

Drawings with terminal position



Accessories

EnerSol adapter positive
EnerSol adapter negative









Not to scale!

Powerful and universal suitable for every application.

Classic EnerSol T batteries are universal, low maintenance energy supplies for medium industrial solar systems. These lead acid batteries with liquid electrolyte are renowned to be safe and reliable due to their high performance. Typical applications are small solar and wind power systems, holiday and weekend houses.

- Positive tubular plates
- Translucent containers for topping up
- Screw connectors for a better contact and reliability



 Tubular plate	 Nominal capacity 367–1251 Ah	 Single cell
 1500 cycles	 Low maintenance	 Recyclable

Technical characteristics and data

Type	Part number	Nominal voltage	Capacity	Length (l)	Width (b/w)	Height* (h)	Installed length (B/L)	Weight including acid	Weight acid**	Internal resistance	Short circuit current	Terminal	Pole pairs
			C_{120}										
			1.85 V/C										
		V	Ah	max. mm	max. mm	max. mm	mm	approx. kg	approx. kg	mΩ	A		
EnerSol T 370	NVTS020370WC0FA	2	367	83	198.5	445	93	17.3	5.1	0.701	2900	F-M10	1
EnerSol T 460	NVTS020460WC0FA	2	459	101	198.5	445	111	21.0	6.3	0.561	3625	F-M10	1
EnerSol T 550	NVTS020550WC0FA	2	551	119	198.5	445	129	24.7	7.5	0.467	4350	F-M10	1
EnerSol T 650	NVTS020650WC0FA	2	648	119	198.5	508	129	29.5	8.6	0.450	4500	F-M10	1
EnerSol T 760	NVTS020760WC0FA	2	756	137	198.5	508	147	31.0	10.0	0.386	5250	F-M10	1
EnerSol T 880	NVTS020880WC0FA	2	876	137	198.5	556	147	38.0	11.0	0.438	4660	F-M10	1
EnerSol T 1000	NVTS021000WC0FA	2	1001	155	198.5	556	165	43.1	12.6	0.383	5325	F-M10	1
EnerSol T 1130	NVTS021130WC0FA	2	1126	173	198.5	556	183	47.7	14.1	0.341	5991	F-M10	1
EnerSol T 1250	NVTS021250WC0FA	2	1251	191	198.5	556	201	52.8	15.6	0.307	6657	F-M10	1

*The above mentioned height can differ depending on the used vent(s).

**Acid density $d_N = 1.26 \text{ kg/l}$

Data are also valid for dry charged version.
Change „W“ (Wet) to „D“ (Dry)
in the part number

E.g.:

filled and charged NVTS020370 **W** C0FA

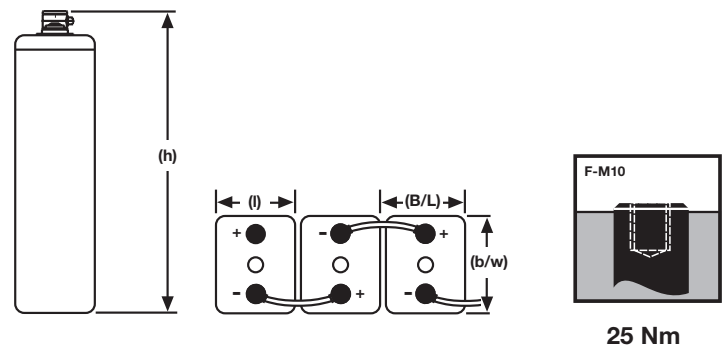
dry charged NVTS020370 **D** C0FA

Capacities in Ah ($C_6 - C_{240}$ at 25°C)

Type	6 h	10 h	12 h	24 h	48 h	72 h	100 h	120 h	240 h
		1.75 V/C	1.80 V/C	1.80 V/C	1.80 V/C	1.80 V/C	1.80 V/C	1.85 V/C	1.85 V/C
EnerSol T 370	260	280	287	314	361	360	359	367	403
EnerSol T 460	325	350	359	393	451	450	449	459	504
EnerSol T 550	390	420	431	471	542	540	539	551	605
EnerSol T 650	500	517	533	571	656	631	635	648	697
EnerSol T 760	584	604	622	666	766	736	741	756	813
EnerSol T 880	653	714	722	779	854	869	858	876	967
EnerSol T 1000	746	816	825	890	976	993	981	1001	1105
EnerSol T 1130	840	919	928	1002	1098	1117	1103	1126	1243
EnerSol T 1250	933	1021	1031	1113	1220	1241	1226	1251	1381

The capacities are given at 25°C after 5 cycles.


Drawings with terminal position, terminal and torque



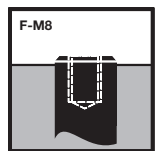
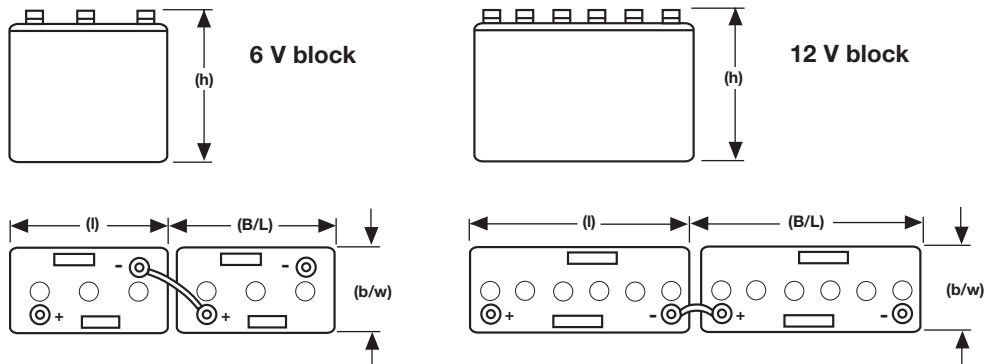
Not to scale!

Energy storage for outstanding power applications.

The Classic OPzS Solar range has been well proven for decades in medium and large power requirements. This energy storage battery is a low maintenance lead acid battery with liquid electrolyte. Due to their robustness, long design life and high operational safety they are ideally suitable for use in solar and wind power stations, telecommunications, power distribution companies, railways and many other safety equipment power supplies.



Drawings with terminal position, terminal and torque



20 Nm

Not to scale!

Technical characteristics and data

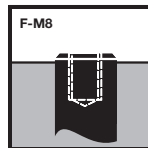
Type	Part number	Nominal voltage V	Nominal capacity C ₁₂₀ 1.85 V/C Ah	Length (l)		Width (b/w)		Height* (h) mm	Installed length (B/L) mm	Weight including acid approx. kg	Weight acid** approx. kg	Internal resistance mΩ	Short circuit current A	Terminal	Pole pairs	Capacities in Ah (C ₆ - C ₂₄₀ at 25°C)									
				max. mm	max. mm	max. mm	max. mm									C ₆ 1.75 V/C	C ₁₀ 1.80 V/C	C ₁₂ 1.80 V/C	C ₂₄ 1.80 V/C	C ₄₈ 1.80 V/C	C ₇₂ 1.80 V/C	C ₁₀₀ 1.85 V/C	C ₁₂₀ 1.85 V/C	C ₂₄₀ 1.85 V/C	
Block																									
OPzS Solar 70	NVSL120070WC0FA	12	70	273	205	385	283	31.9	15.0	18.18	688	F-M8	1	55.0	51.5	63.7	69.4	78.4	79.8	83.2	82.7	92.9			
OPzS Solar 140	NVSL120140WC0FA	12	140	273	205	385	283	42.0	14.0	9.26	1314	F-M8	1	95.4	103.0	108.2	118.7	141.6	137.8	144.0	139.9	162.3			
OPzS Solar 210	NVSL120210WC0FA	12	210	381	205	385	391	68.5	15.0	6.46	1884	F-M8	1	131.4	154.5	150.7	167.0	187.5	196.2	204.5	208.3	234.1			
OPzS Solar 280	NVSL060280WC0FA	6	280	273	205	385	283	41.5	13.0	2.68	2283	F-M8	1	203.4	206.0	229.3	250.8	296.2	289.2	301.8	294.0	338.3			
OPzS Solar 350	NVSL060350WC0FA	6	350	381	205	385	391	53.0	20.0	2.39	2800	F-M8	1	245.5	257.5	284.0	311.5	374.2	361.2	377.5	364.1	424.5			
OPzS Solar 420	NVSL060420WC0FA	6	420	381	205	385	391	68.2	20.0	1.96	3106	F-M8	1	284.3	309.0	322.9	354.6	420.8	410.8	429.4	417.7	482.9			
Cell																									
OPzS Solar 190	NVSL020190WC0FA	2	190	105	208	405	115	13.7	5.2	1.45	1400	F-M8	1	120	128	130	145	165	175	185	190	200			
OPzS Solar 245	NVSL020245WC0FA	2	245	105	208	405	115	15.2	5.0	1.05	1950	F-M8	1	160	169	170	190	215	230	240	245	260			
OPzS Solar 305	NVSL020305WC0FA	2	305	105	208	405	115	16.6	4.6	0.83	2450	F-M8	1	200	216	220	240	270	285	300	305	320			
OPzS Solar 380	NVSL020380WC0FA	2	380	126	208	405	136	20.0	5.8	0.72	2850	F-M8	1	250	267	270	300	330	350	370	380	400			
OPzS Solar 450	NVSL020450WC0FA	2	450	147	208	405	157	23.3	6.9	0.63	3250	F-M8	1	295	319	325	355	395	420	440	450	470			
OPzS Solar 550	NVSL020550WC0FA	2	550	126	208	520	136	26.7	8.1	0.63	3250	F-M8	1	355	391	390	430	480	515	540	550	580			
OPzS Solar 660	NVSL020660WC0FA	2	660	147	208	520	157	31.0	9.3	0.56	3650	F-M8	1	420	468	465	515	575	615	645	660	695			
OPzS Solar 765	NVSL020765WC0FA	2	765	168	208	520	178	35.4	10.8	0.50	4100	F-M8	1	490	545	545	600	670	710	750	765	805			
OPzS Solar 985	NVSL020985WC0FA	2	985	147	208	695	157	43.9	13.0	0.47	4350	F-M8	1	610	700	695	770	860	920	970	985	1035			
OPzS Solar 1080	NVSL021080WC0FA	2	1080	147	208	695	157	47.2	12.8	0.43	4800	F-M8	1	675	772	770	845	940	1000	1055	1080	1100			
OPzS Solar 1320	NVSL021320WC0FA	2	1320	215	193	695	225	59.9	17.1	0.30	6800	F-M8	2	820	937	930	1030	1150	1230	1295	1320	1385			
OPzS Solar 1410	NVSL021410WC0FA	2	1410	215	193	695	225	63.4	16.8	0.27	7500	F-M8	2	895	1009	1005	1105	1225	1305	1380	1410	1440			
OPzS Solar 1650	NVSL021650WC0FA	2	1650	215	235	695	225	73.2	21.7	0.26	7900	F-M8	2	1025	1174	1170	1290	1440	1540	1620	1650	1730			
OPzS Solar 1990	NVSL021990WC0FA	2	1990	215	277	695	225	86.4	26.1	0.23	8900	F-M8	2	1230	1411	1405	1550	1730	1850	1950	1990	2090			
OPzS Solar 2350	NVSL022350WC0FA	2	2350	215	277	845	225	108.0	33.7	0.24	8500	F-M8	2	1575	1751	1740	1910	2090	2200	2300	2350	2470			
OPzS Solar 2500	NVSL022500WC0FA	2	2500	215	277	845	225	114.0	32.7	0.22	9300	F-M8	2	1670	1854	1845	2015	2215	2335	2445	2500	2600			
OPzS Solar 3100	NVSL023100WC0FA	2	3100	215	400	815	225	151.0	50.0	0.16	12800	F-M8	3	2085	2317	2305	2520	2755	2910	3040	3100	3250			
OPzS Solar 3350	NVSL023350WC0FA	2	3350	215	400	815	225	158.0	48.0	0.14	14600	F-M8	3	2275	2523	2510	2740	2985	3135	3280	3350	3520			
OPzS Solar 3850	NVSL023850WC0FA	2	3850	215	490	815	225	184.0	60.0	0.12	17000	F-M8	4	2595	2884	2870	3135	3430	3615	3765	3850	4040			
OPzS Solar 4100	NVSL024100WC0FA	2	4100	215	490	815	225	191.0	58.0	0.11	17800	F-M8	4	2785	3090	3075	3355	3650	3840	4000	4100	4300			
OPzS Solar 4600	NVSL024600WC0FA	2	4600	215	580	815	225	217.0	71.0	0.11	18600	F-M8	4	3100	3450	3435	3765	4100	4300	4500	4600	4850			

*The above mentioned height can differ depending on the used vent(s).

**Acid density $d_N = 1.24 \text{ kg/l}$

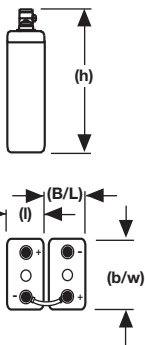
Data are also valid for dry charged version.
Change „W“ (Wet) to „D“ (Dry)
in the part number.
E.g.:
filled and charged NVSL120070 **W** C0FA
dry charged NVSL120070 **D** C0FA

Drawings with terminal position, terminal and torque

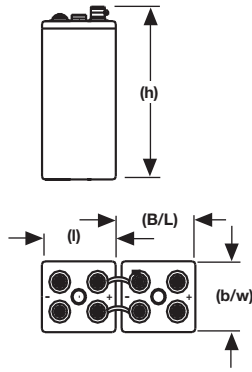


20 Nm

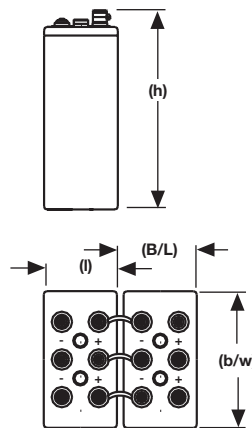
OPzS Solar 190
up to
OPzS Solar 1080



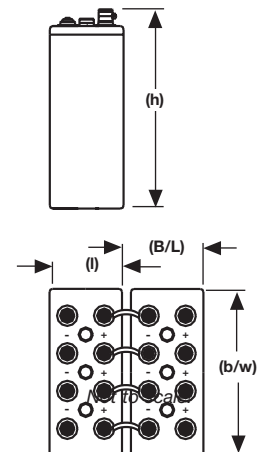
OPzS Solar 1320
up to
OPzS Solar 2500



OPzS Solar 3100
OPzS Solar 3350



OPzS Solar 3850
up to
OPzS Solar 4600



Not to scale!

Exide Technologies Network Power – The Industry Leader.



ABSOLYTE

MARATHON

Sprinter

Classic

Powerfit



Exide Technologies Network Power Division is a global leader in stored electrical energy solutions for all major critical reserve power applications and needs. Network power applications include communication/data networks, UPS systems for computers and control systems, electrical power generation and distribution systems, as well as a wide range of other industrial standby power applications. With a strong manufacturing base in both North America and Europe and a truly global reach (operations in more than 80 countries) in sales and service, Exide Technologies Network Power Division is best positioned to satisfy your back up power needs locally as well as all over the world.

Based on over 100 years of technological innovation the Network Power Division leads the industry with the most recognized global brands such as Absolyte, Sonnenschein, Marathon, Sprinter, and Flooded Classic. They have come to symbolize quality, reliability, performance and excellence in all the markets served.

Exide Technologies takes pride in its commitment to a better environment. Its Total Battery Management program, an integrated approach to manufacturing, distributing and recycling of lead acid batteries, has been developed to ensure a safe and responsible life cycle for all of its products.

EXIDE Technologies
Network Power
Im Thiergarten
63654 Büdingen
Germany
Tel.: +49 (0)60 42/81 70
Fax: +49 (0)60 42/81 233

GNB Industrial Power
829 Parkview Boulevard
Lombard, IL 60148-3249
U.S.A.

Tel.: +1 630.629.5200
Fax: +1 630.629.2635

www.networkpower.exide.com

EXIDE
TECHNOLOGIES